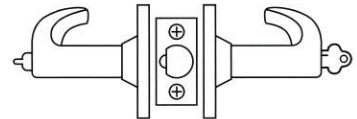


Lock Functions

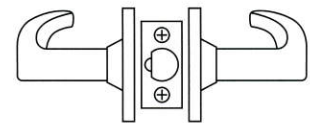
ENTRANCE SET / ANTI LOCKOUT

Key locks and unlocks outside lever.
Turnbutton locks and unlocks outside lever. Inside lever active at all times.
The outside lever will automatically unlock when the inside lever is operated.
Auxiliary bolt deadlatches the latch when the latch enters the strike plate.



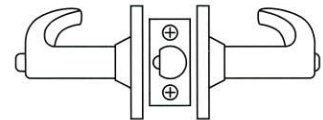
PASSAGE SET

Latch retracted by both levers at all times.



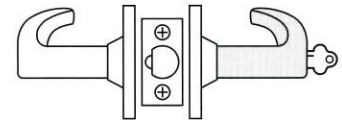
PRIVACY LOCKSET

Turnbutton inside locks and unlocks outside lever. Inside lever active at all times.
Emergency release outside can be activated by a coin or screwdriver.



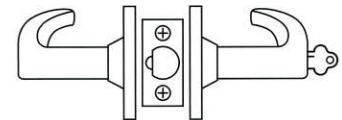
STOREROOM LOCKSET

Key outside releases the outside lever to retract the latch. Once the key is removed the outside lever is locked.
Inside lever active at all times.
Auxiliary bolt deadlatches the latch when the latch enters the strike plate.



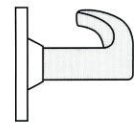
CLASSROOM LOCKSET

Key outside locks and unlocks outside lever.
Inside lever active at all times.
Auxiliary bolt deadlatches the latch when the latch enters the strike plate.



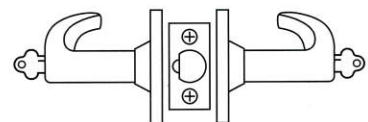
DUMMY TRIM

Single rigid lever for one side of the door.



GLASSDOOR LOCKSET

Key from either side locks and unlocks both lever.
Auxiliary bolt deadlatches the latch when the latch enters the strike plate.



CLOSET LOCKSET

Key outside releases the outside lever to retract the latch. Once the key is removed the outside lever is locked.
No lever on inside.
Auxiliary bolt deadlatches the latch when the latch enters the strike plate.

